

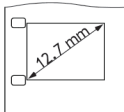
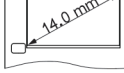
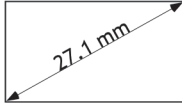
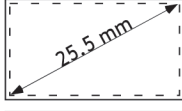
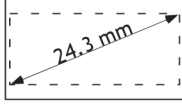
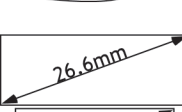
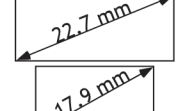
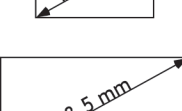

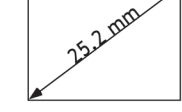

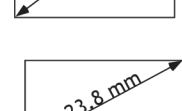

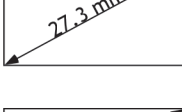
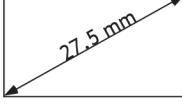
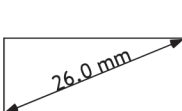
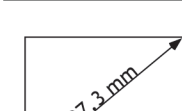
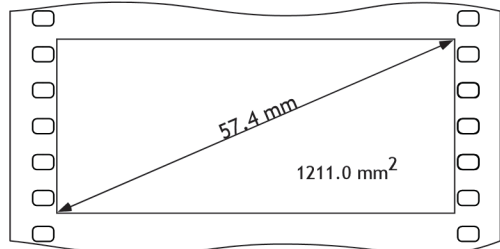
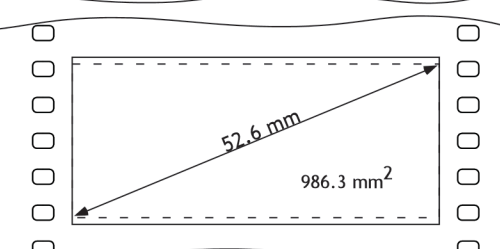


Format	Aspect Ratio	Dimensions	Description	Scale Drawing	Area	
2/3" CCD	1.78:1	.3775 x .2123 in 9.59 x 5.39 mm	2/3" CCD Area		51.7 mm ²	
	2.40:1	.3586 x .1500 in 9.11 x 3.81 mm	2/3" CCD Area for 2.40:1 Release		34.7 mm ²	
16mm Film	1.37:1	.404 x .295 in 10.26 x 7.49 mm	Regular 16mm Camera Aperture		76.8 mm ²	
	1.78:1	.480 x .270 in 12.20 x 6.86 mm	Super 16mm 1.78 scanned area <i>Super 16mm Camera Apertuer 1.66 [.486 x .295 in], 14.4 mm diag, 92.5 mm²</i>		83.7 mm ²	
Genesis	1.78:1	.930 x .523 in 23.62 x 13.28 mm	Genesis CCD Area		313.7 mm ²	
	1.85:1	.884 x .478 in 22.45 x 12.14 mm	Genesis CCD Area for 1.85:1 Release		272.6 mm ²	
	2.40:1	.884 x .370 in 22.45 x 9.40 mm	Genesis CCD Area for 2.40:1 Release		211.0 mm ²	
35mm 2 perf	2.40:1	.980 x .365 in 24.89 x 9.27 mm	35mm 2 perf Camera Aperture [Super 35 center]		230.8 mm ²	
	2.40:1	.825 x .345 in 20.96 x 8.76 mm	35mm 2 perf Extracted Area for 2.40:1 Release		183.6 mm ²	
	1.78:1	.614 x .345 in 15.60 x 8.76 mm	35mm 2 perf 1.78:1 Transmitted Area		136.7 mm ²	
35mm 3 perf	various	.980 x .546 in 24.92 x 13.87 mm	Super 35mm 3 perf Camera Aperture <i>Some formats that can be captured 3 or 4 perf: Super 35mm 2.40 [.945 x .394 in] Super 35mm 1.85 [.945 x .511 in] Super 35mm 1.78 [.945 x .531 in]</i>		345.6 mm ²	
35mm 4 perf	1.33:1	.792 x .594 in 20.12 x 15.09 mm	35mm TV Transmitted Area <i>(SMPTE recommended practice)</i>		303.6 mm ²	
	1.33:1	.832 x .624 in 21.13 x 15.85 mm	Super 35mm "Large" TV Transmitted Area		334.9 mm ²	
	1.85:1	.825 x .446 in 20.96 x 11.33 mm	35mm 1.85:1 Projection Aperture		237.5 mm ²	
	1.85:1	.945 x .511 in 24.00 x 12.98 mm	Super 35mm Extracted Area for 1.85:1 Release		311.5 mm ²	
	1.78:1	.945 x .531 in 24.00 x 13.50 mm	Super 35mm 1.78:1 Transmitted Area		324.0 mm ²	
	2.40:1	.945 x .394 in 24.00 x 10.04 mm	Super 35mm Extracted Area for 2.40:1 Release		241.0 mm ²	
	2.40:1	.825 x .690 in 20.96 x 17.53 mm	35mm Anamorphic Projection Aperture		367.4 mm ²	
	1.33:1	.980 x .735 in 24.92 x 18.67 mm	35mm Full Camera Aperture		465.3 mm ²	
	65mm 70mm	2.20:1	2.072 x .906 in 52.63 x 23.01 mm	65mm Camera Aperture		1211.0 mm ²
2.20:1		1.912 x .870 in 48.56 x 22.10 mm	70mm Projection Aperture <i>(Panavision Super 70mm)</i>		986.3 mm ²	
2.40:1		1.912 x .800 in 48.56 x 20.31 mm	Extracted for 2.40:1 Release			